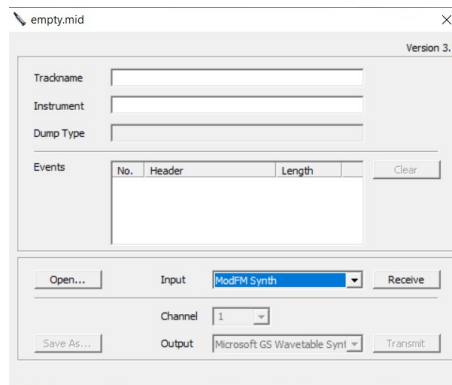


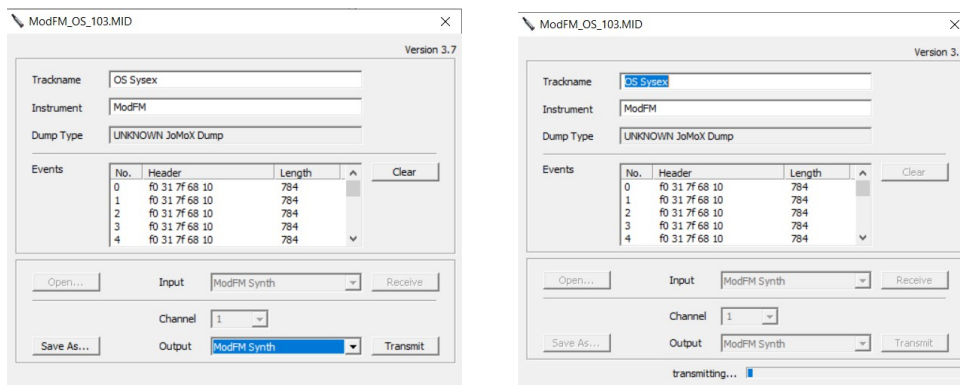
## Updating the ModFM OS via sysEx Dumper

**Attention!!! We are facing some problems with the Apple Sysex Dumper tool. Please use only the Windows version unless the buffer problems on the MAC tools are resolved. State: 05/10/2023**

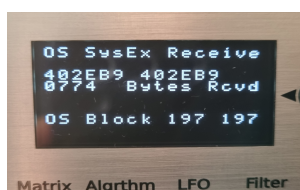
1. Download the most recent Sysex Dumper and install it on your computer. The tool is very simple and mostly self-explanatory.
2. Connect the ModFM USB with your computer and start the tool. As Input please select the ModFM:



3. Download the most recent OS Midi File (ModFM\_OS\_XXX.MID) and load it into the tool by pressing Open...



4. Now just press Transmit. You don't need to adjust anything on the ModFM. The blocks start to count up in the ModFM display while the progressing bar on the tool grows.



5. After a few minutes the display reads:



The ModFM performs the firmware flash update and boots by itself with the new OS installed. That was it.